

(EXTRA) Blue Wide Mirrors information

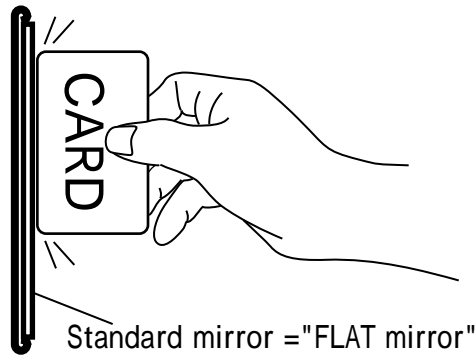
【Caution】

Our products are designed mainly for the Japanese market, so they don't always fit exported cars in the overseas market. We are not sure that it will fit perfectly for export model. Export model has a flat mirror for driver side, but they are convex in Japan. So it will need more double sticking tape for good sticking force.


Convex mirror is write "Objects in mirror are closer than they appear" but flat mirror is not write.

<< Difference between flat mirror and curved mirror >> Confirm it with a card

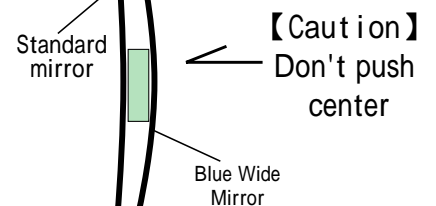
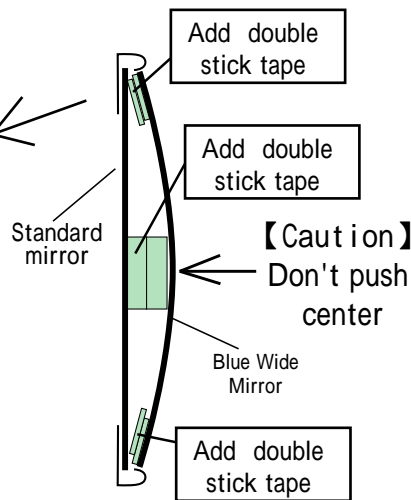
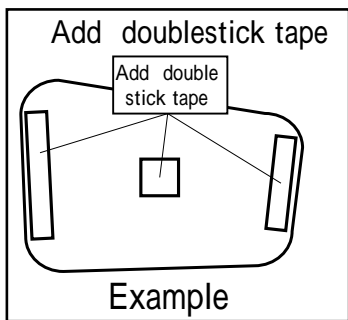
If fit it. "flat mirror"



If it not fit. "convex mirror".



Standard double stick tape is just fit.



BlueWideMirror



attention



Don't push the center